

Swallow School District

2022-23 Annual Report

2023-24 Budget Hearing Guide



Presented August 23, 2023 at 6pm

W299 N5614 County Road E

Hartland, Wisconsin 53029

Also available at: www.swallowschool.org

TABLE OF CONTENTS

Table of Contents

Meet the Board of Education.....	1
Superintendent’s Message.....	2
School Performance Report.....	3
Annual Meeting Notices.....	5
Annual Meeting Agenda.....	6
Annual Meeting Report.....	7
2023-24 Budget Report.....	9
2022-23 Annual Meeting Minutes.....	15
2023-23 Swallow School Calendar.....	17

Swallow School District Mission Statement

*Together we will inspire each other to achieve excellence as self-directed,
problem-solving, responsible, life-long learners.*

PUBLIC NOTIFICATION OF NONDISCRIMINATION POLICY

The Swallow School District does not discriminate on the basis of race, color, national origin, ancestry, creed, sex, marital or parental status, disability, or age in its programs and activities and provides equal access to the Boy/Girl Scouts and other designated youth groups. Federal law prohibits discrimination in employment

MEET THE BOARD OF EDUCATION



Kevin Scott
President
Term Expires 2024



Mike Hoida
Vice President
Term Expires 2026



Dan Fuhrman
Treasurer
Term Expires 2024



Wendy Szafranski
Clerk
Term Expires 2024



Kim Khoury
Member
Term Expires 2025

SUPERINTENDENT'S MESSAGE

To the citizens of the Swallow School District:

As we enter our *181st year of Inspiring Excellence*, Swallow's commitment to our students and their success has never been stronger. Early last year the Wisconsin DPI announced that the Swallow School District earned a 92.6 and rating of Significantly Exceeds Expectations for the 2021-22 school year, making us the ***one of the highest scores District statewide***, with subcategory scores of 93.8 for achievement, 95.2 on track to graduation, and 89.7 for target group outcomes. In addition, Swallow earned ***top rankings in Wisconsin*** for the elementary and middle schools in Wisconsin from Niche.com and U.S. News and World Report rankings have Swallow as part of ***an elite group of schools*** of more than 80,000 across the US to garner ***high rankings for both elementary and middle schools***. Swallow is rated 5th highest in the national for Middle schools and 26th highest in the nation for Elementary schools. Our Swallow staff is ranked as the having the #2 best public school teachers in the State of Wisconsin. These top state and national ratings are attributed to highest levels of collaboration and teamwork amongst families, the community, and our entire Swallow staff. THANK YOU for making this monumental work possible—the benefits for our students are significant and underscore our district values of *Students First, Continuous Improvement, Community Engagement, Fiscal Responsibility, and Respect and Honesty* which guide our planning and decision-making at all levels.

The closing of the 2022-23 school year saw the approval of the District's new leadership and working towards continuous improvement work with the School Board. For the health of the district, together we will be focusing on two Board Ad Hoc committee. One of the committees is the Ad Hoc Financial Committee and the other committee is the Ad Hoc Superintendent Transition Committee. We are maintaining our targeted focus on student growth and engagement considering their social, emotional, and academic needs and interests. This happens because of our emphasis on knowing each child as an individual first and actively engaging them in the learning process to set goals and take ownership for learning outcomes. This can be seen daily during SOAR, our intervention and extension block, and in the 1:1 conferences students enjoy with staff to personalize learning for them.

While developing our students is our core business, this cannot happen without a significant investment in Talent Management of our employees. The foundation of this focus is our recruiting and onboarding process which leverages existing staff relationships with colleges, universities, and networks of colleagues coupled with a mentoring program. This engages all employees and assists with retention efforts measured through a streamlined method of feedback including our evaluation and professional growth model with coaches and supervisors.

Our Swallow mission is paramount to set goals in the areas of Finance and Operations. Ensuring students are placed first only happens when the district's financial priorities and operational processes support this value. The district's budget and requisitioning through Board policy and processes requires adherence to explicit priorities to ensure monies are being spent most directly on outcomes and student support.

The district is in the top 5% of all school districts in the state for its Academic Return on Investment as a result of this diligence. The Board and administration work collaboratively together to ensure the fund balance can support short and long-term district needs to avoid short-term borrowing and the incurrence of interest costs. Despite passage of a referendum in the 2018-2019 school year, the Mill Rate has decreased significantly over the course of several years. Notably, this does have significant impact our budget future.

In the year ahead, we are continuing our continuous improvement strategic work to ensure our students receive a world-class education and carefully manage the investment of residents in our district. I look forward to the opportunity to meet you over the weeks ahead and months ahead our school events.

Sincerely,
Dr. Jill Ries
Superintendent

ANNUAL REPORT

2022-23 Attendance

School	Enrollment	Attendance Rate
Swallow	463	96 %
State	839,898	91.9 %

NOTE: Attendance is collected for the entire school year. The attendance rate is actual days of attendance divided by possible days of attendance, expressed as a percentage. The smallest reportable unit of attendance is one-half day. This data is from the WISEDash portal and is the most current certified data available to share with the public.

School District Performance Data

Annually the Wisconsin Department of Public Instruction issues School and District Report Cards which display performance in four areas: Achievement, Growth, Target group Outcomes and On-Track to Graduation which culminate in an Overall Score and Rating. For the most recent Performance Data cycle, 2021-22, Swallow earned an overall score of 92.6 and Significantly Exceeds Expectations. A breakdown of this data is included below.

Swallow Elementary

Swallow

Report Card, 2021-22

Public report



OVERVIEW

School Details

Grades : K4-8

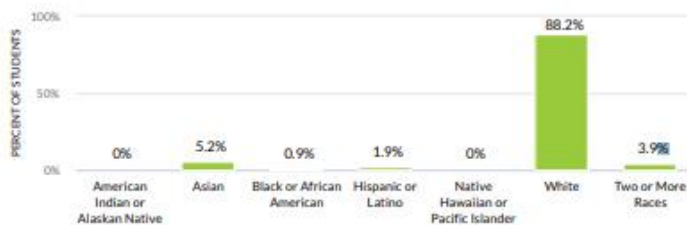
Enrollment : 465

Percent open enrollment : 20.6%

Swallow has been Inspiring Excellence since 1844. Data informs instruction and individual student interventions and extensions. Celebrations include award-winning character education programs and staff, earning a National Blue Ribbon for Closing the Gaps and Wisconsin designations as a high achievement and high progress school, and robust parental partnerships. Learn more at www.swallowschool.org.

The statement above is provided by the school. It is not an evaluation by the Wisconsin DPI.

Student Groups



STUDENTS WITH DISABILITIES



ECONOMICALLY DISADVANTAGED



ENGLISH LEARNERS



Score Summary

Due to the COVID-19 pandemic, please use caution when interpreting scores and ratings. Careful review of the detailed data on all pages is encouraged. Also, see <https://dpi.wi.gov/accountability/resources>.

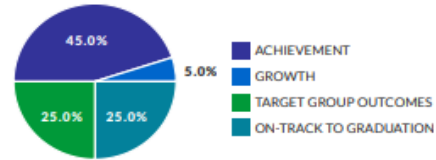
Overall Score

92.6

Significantly Exceeds Expectations


★★★★★

PRIORITY AREA WEIGHTS




Priority Area Scores

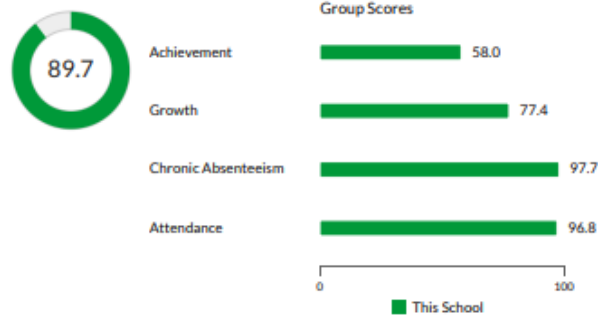
ACHIEVEMENT



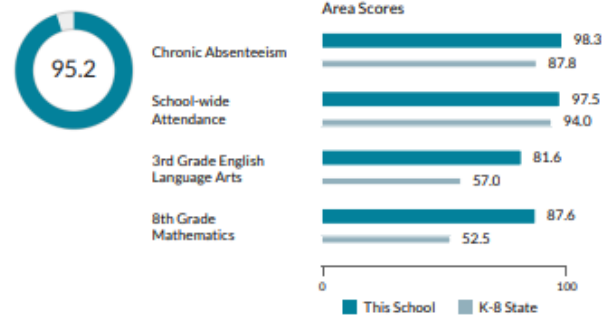
GROWTH



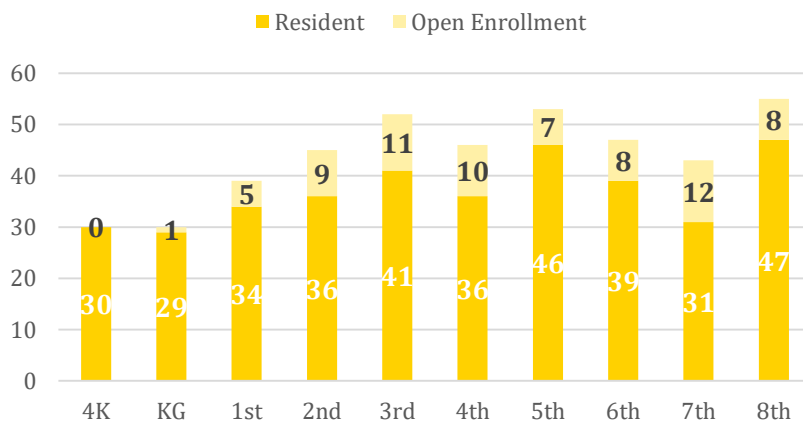
TARGET GROUP OUTCOMES



ON-TRACK TO GRADUATION



2023-24 Expected Enrollment



Resident Students	369
Open Enrollment	71
Total Students	440

ANNUAL MEETING NOTICES

NOTICE FOR ANNUAL DISTRICT MEETING

(Section 120.08(1))

Notice is hereby given to qualified electors of the Swallow School District, that the Annual Meeting of said district for the transaction of business will be held in the Swallow School Multi-Purpose Room, located at W299 N5614 County Road E, Hartland, Waukesha County, Wisconsin, on the 23th day of August, 2023, at 6:00 p.m. o'clock.

Wendy Szafranski, Clerk
Swallow School District

NOTICE OF BUDGET HEARING

(Section 65.90(4))

Notice is hereby given to the qualified electors of the Swallow School District that the budget hearing will be held at the Swallow School Multipurpose Room at W299 N5614 County Road E, Hartland, Wisconsin, on the 23rd day of August, 2023, at 6:00 p.m. o'clock. A summary of the budget is printed below. Detailed copies of the budget are available for inspection in the District's office at W299 N5614 County Road E, Hartland, Wisconsin. Dated this 20th day of July, 2023.

Wendy Szafranski, Clerk
Swallow School District

VOTER ELIGIBILITY

- United States Citizen
- Age 18 or older on Election Day
- Resident of the Swallow School District for ten (10) days before the August 24, 2023 meeting

ANNUAL MEETING AGENDA

2023-24 ANNUAL MEETING AGENDA SWALLOW SCHOOL DISTRICT WEDNESDAY, AUGUST 23, 2023

Budget Hearing – 6:00 P.M.

I. Review of Expenditures

Actual 2022-23

Proposed 2023-24

II. Review of Revenues

Actual 2022-23

Proposed 2023-24

III. Discussion

Annual Meeting

I. Call to Order – Kevin Scott, Board President

II. Election of Chairperson

III. Approval of 2022 Annual Meeting Minutes

IV. Old Business

Highlights of 2022-23 School Year

Completion of unfinished business

V. New Business

School Board Salaries

Approval of annual salary for school board members is required

VI. Adoption of 2023-24 Tax Levy

The Board of Education recommends that a tax for the operation and maintenance of the school General Fund (Fund 10) in the amount of \$4,552,476, and Debt Retirement (Fund 39) in the amount of \$573,861, for a total of \$5,126,337 to be levied upon the taxable property of the school district for the 2023-24 school year.

VII. Any other business, which may legally come before the electorate at this time.

VIII. Adjournment

ANNUAL MEETING REPORT

DEFINITION OF TERMS

Funds

Fund 10 - General Fund: Used to account for all financial transactions relating to the district's current operations except for those required to be accounted for in other funds.

Fund 21 - Special Revenue Trust Fund: Used to account for trust funds that can be used for district operations. The sources of such funds are gifts and donations from private parties. Funds are expended pursuant to donor specifications.

Fund 27 - Special Education Fund: Used to account for special education and related services, including those funded with state or federal special education aid.

Fund 39 - Referendum Approved Debt Service Fund: Used to account for transactions related to the repayment of debt issues that were approved by referendum.

Fund 41 - Capital Expansion Fund: Used for building and site maintenance or repair projects financed through a tax levy within the revenue limit.

Fund 46 - Long Term Capital Improvement Trust Fund: Used for building and site capital projects financed through transfers from the General Fund.

Fund 49 - Other Capital Projects Fund: Used for capital projects financed through referendum approved debt.

Fund 50 - Food Service Fund: Used to account for transactions related to pupil food service activities.

Revenues

Local Sources: taxes, interest, student fees

Payment for Services: open enrollment in aid transfer

State Sources: general aid, transportation aid, library aid, per pupil aid, special education aid

Federal Sources: ESSA/Title grants, IDEA Grants, ESSER II & III

Other: miscellaneous and adjustments

Expenditures

Instruction: teaching staff, instructional supplies and equipment, textbooks, substitute teachers

Pupil Support: Director of Special Education, nursing services, psychologist, guidance, testing materials

Instructional Staff Services: Library Media Specialist, library materials, instructional technology, curriculum development, professional development, instructional aides

General Administration: Board of Education, Superintendent, Executive Assistant, legal expenses, fiscal audit

School Building Administration: Assistant Principal, Secretaries

Business Administration: Facilities maintenance and operations staff, equipment and supplies, building improvement and repairs, utilities, student transportation, business office staff, fiscal expenses

Central Services: postage, printing, telephone, copiers

Insurance: liability, property, unemployment, workers' compensation

Other Support Services: technology infrastructure and management

Inter-Fund Operating Transfer: transfer to special education fund

Instructional Service Payments: open enrollment out aid transfer, band consortiums, summer school

TAX LEVY CALCULATION

Prior Year

2022-23 General (Fund 10) Tax Levy	\$4,313,777
2022-23 Debt Service (Fund 39) Tax Levy	\$576,086
2022-23 Capital Expansion (Fund 41) Tax Levy	\$0
Total Tax Levy 2022-23	\$4,889,863

Proposed 2023-24

2023-24 General (Fund 10) Tax Levy	\$4,552,476
2023-24 Debt Service (Fund 39) Tax Levy	\$573,861
2023-24 Capital Expansion (Fund 41) Tax Levy	\$0
Total Tax Levy 2023-24	\$5,126,337

2022-23 Total Tax Levy-Actual	\$4,889,863
2023-24 Total Tax Levy-Proposed	\$5,126,337
Proposed Increase	\$236,474 / 4.84%

2022-23 Equalized Tax Rate/\$1000	\$4.21
2023-24 Estimated Tax Rate /\$1000	\$4.25
2023-24 Estimated Tax Rate Increase/\$1000	\$0.04 / 0.95%

2021-22 Equalized Value (Actual)	\$1,159,876,233
2022-23 Equalized Value (Estimated)	\$1,206,271,282
Estimated Increase	4.00%

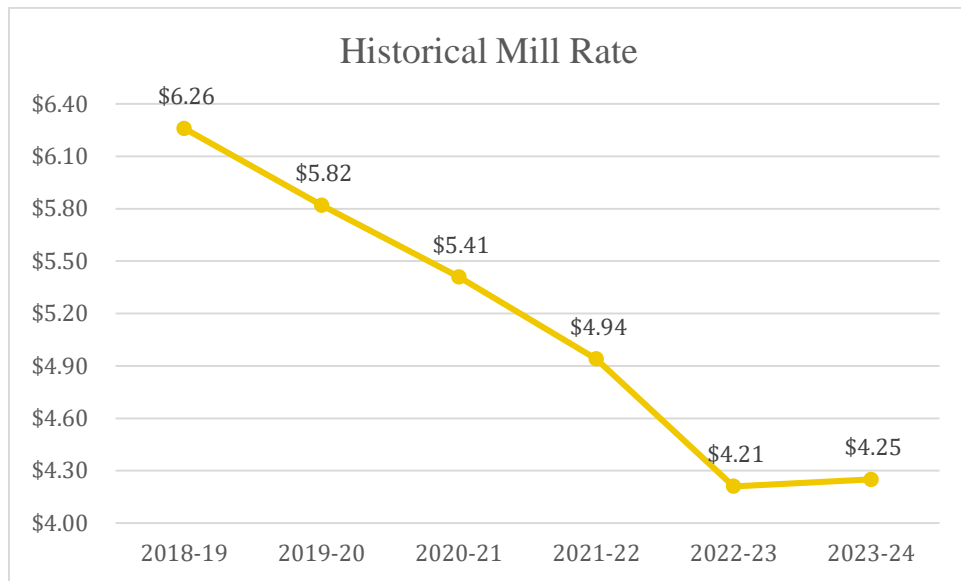
State & Federal Aid – General Fund

2022-23 (Unaudited)	\$726,638
2023-24 (Estimated)	\$782,552
Estimated Increase	\$55,914 / 7.70%

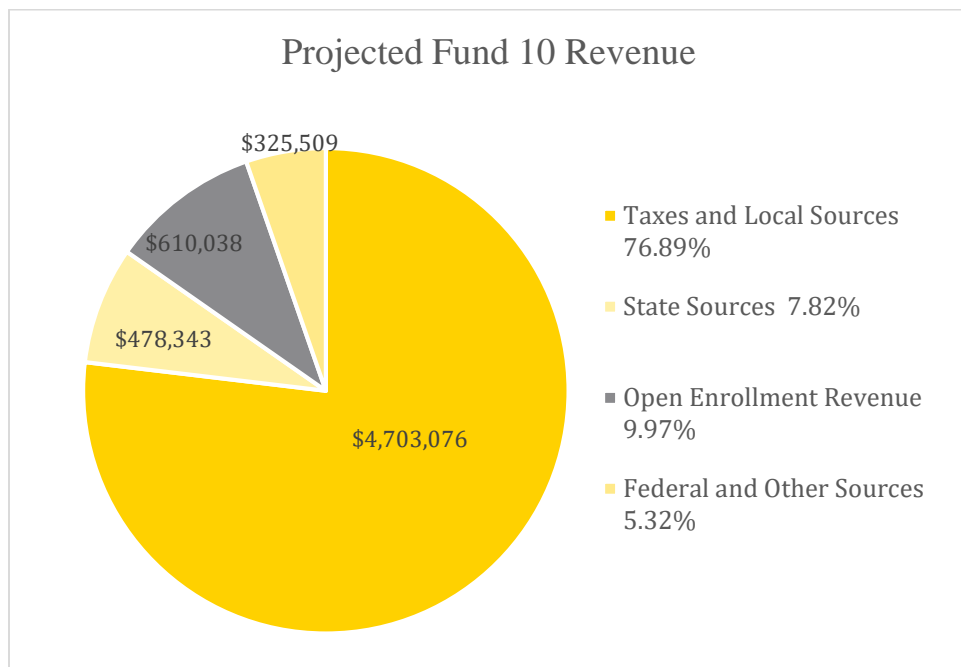
2023-24

BUDGET REPORT

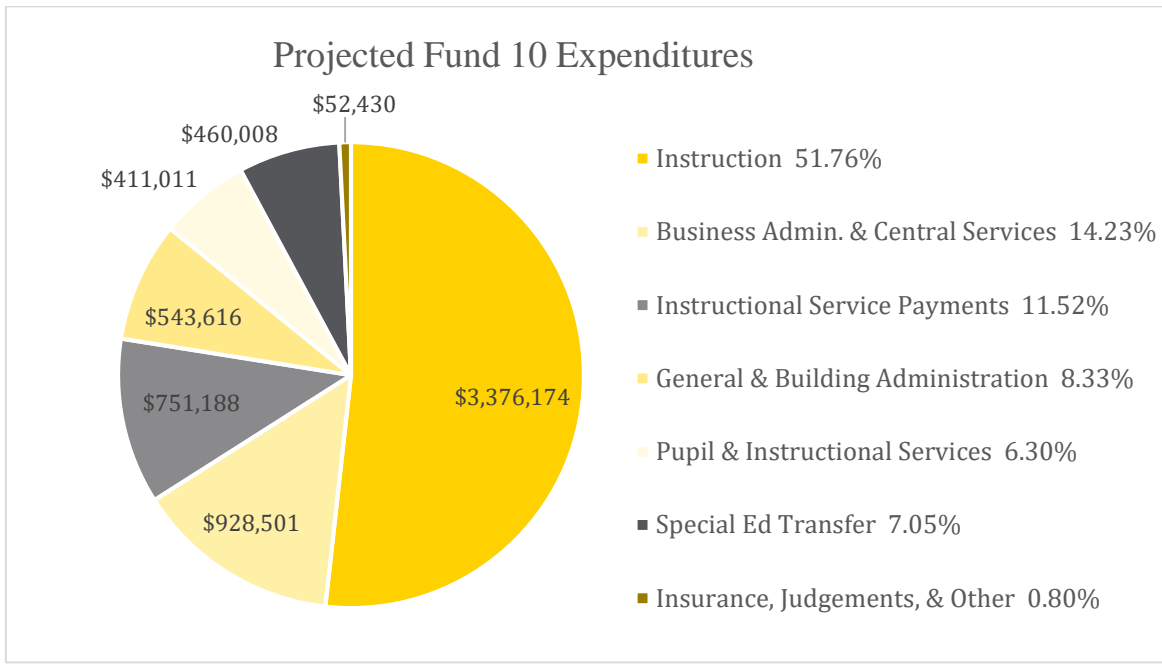
GENERAL FUND (FUND 10)	2021-2022 Audited	2022-2023 Budget	2023-2024 Budget
Beginning Fund Balance (Account 930 000)	5,420,337.47	5,492,549.30	5,381,003.47
Ending Fund Balance, Nonspendable (Acct. 935 000)	0.00	0.00	0.00
Ending Fund Balance, Restricted (Acct. 936 000)	242.10	242.10	0.00
Ending Fund Balance, Committed (Acct. 937 000)	15,398.00	15,398.00	0.00
Ending Fund Balance, Assigned (Acct. 938 000)	0.00	0.00	0.00
Ending Fund Balance, Unassigned (Acct. 939 000)	5,476,909.20	5,365,363.37	4,975,041.05
TOTAL ENDING FUND BALANCE (ACCT. 930 000)	5,492,549.30	5,381,003.47	4,975,041.05
REVENUES & OTHER FINANCING SOURCES			
100 Transfers-in	0.00	0.00	0.00
<i>Local Sources</i>			
210 Taxes	4,340,273.00	4,313,777.00	4,552,476.00
240 Payments for Services	5,087.00	0.00	0.00
260 Non-Capital Sales	4,056.75	1,550.00	5,000.00
270 School Activity Income	36,610.61	23,500.00	26,500.00
280 Interest on Investments	5,629.22	3,600.00	75,000.00
290 Other Revenue, Local Sources	55,206.84	49,100.00	44,100.00
Subtotal Local Sources	4,446,863.42	4,391,527.00	4,703,076.00
<i>Other School Districts Within Wisconsin</i>			
310 Transit of Aids	0.00	0.00	0.00
340 Payments for Services	754,090.00	738,332.00	610,037.60
Subtotal Other School Districts within Wisconsin	754,090.00	738,332.00	610,037.60
<i>Intermediate Sources</i>			
510 Transit of Aids	0.00	0.00	0.00
Subtotal Intermediate Sources	0.00	0.00	0.00
<i>State Sources</i>			
610 State Aid -- Categorical	22,360.00	20,900.00	23,000.00
620 State Aid -- General	223,176.00	180,670.00	153,700.00
630 DPI Special Project Grants	5,926.00	3,300.00	3,300.00
660 Other State Revenue Through Local Units	0.00	0.00	0.00
690 Other Revenue	303,536.96	298,343.00	298,343.00
Subtotal State Sources	554,998.96	503,213.00	478,343.00
<i>Federal Sources</i>			
710 Federal Aid - Categorical	0.00	0.00	0.00
720 Impact Aid	0.00	0.00	0.00
730 DPI Special Project Grants	32,018.49	323,933.00	205,433.00
780 Other Federal Revenue Through State	77,776.61	62,860.00	45,000.00
790 Other Federal Revenue - Direct	57,541.00	60,173.00	53,776.00
Subtotal Federal Sources	167,336.10	446,966.00	304,209.00
<i>Other Revenues</i>			
960 Adjustments	0.00	3,300.00	3,300.00
970 Refund of Disbursement	35,108.49	1,000.00	10,000.00
980 Medical Service Reimbursement	0.00	0.00	0.00
990 Miscellaneous	31,686.71	6,000.00	8,000.00
Subtotal Other Revenues	66,795.20	10,300.00	21,300.00
TOTAL REVENUES & OTHER FINANCING SOURCES	5,990,083.68	6,090,338.00	6,116,965.60



Note: the 2023-24 mill rate is an estimated value as it is dependent upon certified property values that are not yet final as well as the September enrollment count.



EXPENDITURES & OTHER FINANCING USES	2021-2022 Audited	2022-2023 Budget	2023-2024 Budget
<i>Instruction</i>			
110 000 Undifferentiated Curriculum	1,600,270.21	1,664,705.38	1,899,781.20
120 000 Regular Curriculum	1,044,167.23	1,232,581.36	1,226,898.52
130 000 Vocational Curriculum	0.00	0.00	0.00
140 000 Physical Curriculum	188,945.95	194,154.86	216,675.93
160 000 Co-Curricular Activities	20,856.77	30,141.00	30,368.00
170 000 Other Special Needs	82.50	950.00	2,450.00
Subtotal Instruction	2,854,322.66	3,122,532.60	3,376,173.66
<i>Support Sources</i>			
210 000 Pupil Services	136,124.89	144,553.22	150,458.54
220 000 Instructional Staff Services	389,761.41	341,653.17	335,665.31
230 000 General Administration	368,278.16	356,520.19	381,259.83
240 000 School Building Administration	141,033.10	146,532.46	162,356.43
250 000 Business Administration	1,057,194.45	870,898.11	928,500.99
260 000 Central Services	61,467.38	51,430.00	52,430.00
270 000 Insurance & Judgments	46,838.20	57,000.00	63,000.00
280 000 Debt Services	0.00	0.00	0.00
290 000 Other Support Services	141,084.27	148,570.00	185,533.34
Subtotal Support Sources	2,341,781.86	2,117,157.15	2,259,204.43
<i>Non-Program Transactions</i>			
410 000 Inter-fund Transfers	221,770.89	485,400.08	460,007.94
430 000 Instructional Service Payments	490,555.83	464,794.00	415,542.00
450 000 Post-Secondary Scholarship Expenditures	0.00	0.00	0.00
490 000 Other Non-Program Transactions	39,623.33	12,000.00	12,000.00
Subtotal Non-Program Transactions	751,950.05	962,194.08	887,549.94
TOTAL EXPENDITURES & OTHER FINANCING USES	5,948,054.57	6,201,883.83	6,522,928.02



OTHER FUNDS AND SUMMARY

SPECIAL EDUCATION FUND (FUND 27)	2021-2022 Audited	2022-2023 Budget	2023-2024 Budget
900 000 Beginning Fund Balance	0.00	0.00	0.00
900 000 Ending Fund Balance	0.00	0.00	0.00
REVENUES & OTHER FINANCING SOURCES			
100 Transfers-in	221,770.89	485,400.08	460,007.94
<i>State Sources</i>			
610 State Aid -- Categorical	80,310.00	73,000.00	140,000.00
620 State Aid -- General	0.00	0.00	0.00
630 DPI Special Project Grants	0.00	0.00	0.00
640 Payments for Services	0.00	0.00	0.00
650 Achievement Gap Reduction (AGR grant)	0.00	0.00	0.00
690 Other Revenue	0.00	0.00	0.00
Subtotal State Sources	80,310.00	73,000.00	140,000.00
<i>Federal Sources</i>			
710 Federal Aid - Categorical	0.00	0.00	0.00
730 DPI Special Project Grants	179,572.34	73,002.00	73,002.00
780 Other Federal Revenue Through State	27,299.59	20,000.00	20,000.00
790 Other Federal Revenue - Direct	0.00	0.00	0.00
Subtotal Federal Sources	206,871.93	93,002.00	93,002.00
<i>Other Revenues</i>			
960 Adjustments	0.00	0.00	0.00
Subtotal Other Revenues	0.00	0.00	0.00
TOTAL REVENUES & OTHER FINANCING SOURCES	508,952.82	651,402.08	693,009.94

EXPENDITURES & OTHER FINANCING USES	2021-2022 Audited	2022-2023 Budget	2023-2024 Budget
<i>Instruction</i>			
110 000 Undifferentiated Curriculum	0.00	0.00	0.00
120 000 Regular Curriculum	0.00	0.00	0.00
130 000 Vocational Curriculum	0.00	0.00	0.00
140 000 Physical Curriculum	0.00	0.00	0.00
150 000 Special Education Curriculum	394,623.59	525,791.25	560,730.53
160 000 Co-Curricular Activities	0.00	0.00	0.00
170 000 Other Special Needs	0.00	0.00	0.00
Subtotal Instruction	394,623.59	525,791.25	560,730.53
<i>Support Sources</i>			
210 000 Pupil Services	43,686.87	48,452.39	50,442.25
220 000 Instructional Staff Services	25,030.99	31,206.44	32,777.16
230 000 General Administration	0.00	0.00	0.00
240 000 School Building Administration	0.00	0.00	0.00
250 000 Business Administration	4,541.95	3,000.00	3,000.00
260 000 Central Services	0.00	0.00	0.00
270 000 Insurance & Judgments	0.00	0.00	0.00
280 000 Debt Services	0.00	0.00	0.00
290 000 Other Support Services	0.00	0.00	0.00
Subtotal Support Sources	73,259.81	82,658.83	86,219.41
<i>Non-Program Transactions</i>			
410 000 Inter-fund Transfers	0.00	0.00	0.00
430 000 Instructional Service Payments	41,069.42	42,952.00	46,060.00
490 000 Other Non-Program Transactions	0.00	0.00	0.00
Subtotal Non-Program Transactions	41,069.42	42,952.00	46,060.00
TOTAL EXPENDITURES & OTHER FINANCING USES	508,952.82	651,402.08	693,009.94

SPECIAL PROJECT FUNDS (FUNDS 21, 23, 29)	2021-2022 Audited	2022-2023 Budget	2023-2024 Budget
900 000 Beginning Fund Balance	41,635.08	120,678.50	120,678.50
900 000 Ending Fund Balance	120,678.50	120,678.50	120,678.50
REVENUES & OTHER FINANCING SOURCES	104,660.85	30,000.00	30,000.00
100 000 Instruction	25,617.43	30,000.00	30,000.00
200 000 Support Services	0.00	0.00	0.00
400 000 Non-Program Transactions	0.00	0.00	0.00
TOTAL EXPENDITURES & OTHER FINANCING USES	25,617.43	30,000.00	30,000.00

DEBT SERVICE FUND (FUNDS 38, 39)	2021-2022 Audited	2022-2023 Budget	2023-2024 Budget
900 000 Beginning Fund Balance	135,227.78	128,856.72	122,956.72
900 000 ENDING FUND BALANCES	128,856.72	122,956.72	118,631.72
TOTAL REVENUES & OTHER FINANCING SOURCES	574,813.94	577,086.00	574,861.00
281 000 Long-Term Capital Debt	581,185.00	582,986.00	579,186.00
282 000 Refinancing	0.00	0.00	0.00
283 000 Operational Debt	0.00	0.00	0.00
285 000 Post Employment Benefit Debt	0.00	0.00	0.00
289 000 Other Long-Term General Obligation Debt	0.00	0.00	0.00
400 000 Non-Program Transactions	0.00	0.00	0.00
TOTAL EXPENDITURES & OTHER FINANCING USES	581,185.00	582,986.00	579,186.00

CAPITAL PROJECTS FUND (FUNDS 41, 46, 48, 49)	2021-2022 Audited	2022-2023 Budget	2023-2024 Budget
900 000 Beginning Fund Balance	1,207,685.43	1,210,240.33	1,016,240.33
900 000 Ending Fund Balance	1,210,240.33	1,016,240.33	783,240.33
TOTAL REVENUES & OTHER FINANCING SOURCES	2,554.90	16,000.00	22,000.00
100 000 Instructional Services	0.00	0.00	0.00
200 000 Support Services	0.00	210,000.00	255,000.00
300 000 Community Services	0.00	0.00	0.00
400 000 Non-Program Transactions	0.00	0.00	0.00
TOTAL EXPENDITURES & OTHER FINANCING USES	0.00	210,000.00	255,000.00

FOOD SERVICE FUND (FUND 50)	2021-2022 Audited	2022-2023 Budget	2023-2024 Budget
900 000 Beginning Fund Balance	41,551.50	34,394.29	34,394.29
900 000 ENDING FUND BALANCE	34,394.29	34,394.29	34,394.29
TOTAL REVENUES & OTHER FINANCING SOURCES	149,289.53	157,000.00	159,319.00
200 000 Support Services	156,446.74	157,000.00	159,319.00
400 000 Non-Program Transactions	0.00	0.00	0.00
TOTAL EXPENDITURES & OTHER FINANCING USES	156,446.74	157,000.00	159,319.00

PACKAGE & COOPERATIVE PROGRAM FUND (FUNDS 91, 93, 99)	2021-2022 Audited	2022-2023 Budget	2023-2024 Budget
900 000 Beginning Fund Balance	0.00	0.00	0.00
900 000 ENDING FUND BALANCE	0.00	0.00	0.00
TOTAL REVENUES & OTHER FINANCING SOURCES	66,544.87	66,674.02	71,506.36
100 000 Instruction	66,544.87	66,674.02	71,506.36
200 000 Support Services	0.00	0.00	0.00
400 000 Non-Program Transactions	0.00	0.00	0.00
TOTAL EXPENDITURES & OTHER FINANCING USES	66,544.87	66,674.02	71,506.36

2022-23 ANNUAL MEETING MINUTES

MINUTES OF ANNUAL MEETING, AUGUST 24, 2022

Present: Kim Khoury, Peggy Moede, Kevin Scott, Haley Sweeney, and Wendy Szafranski. Superintendent Melissa Thompson and four other voting members of the school district, Mike Hoida, Jan Buckley, Aimee Endean and Anna Koeck were also present.

Guests: Rob Nelson, Anton Shircel, Holly Heard, and Nancy Hazelberg.

CALL TO ORDER

After a review of the district expenditures during the 2021-2022 school year, and the proposed 2022-23 school budget by School Board Treasurer Peggy Moede, Kevin Scott served as the temporary chairperson during the election of the permanent chairperson, called the meeting to order at 6:47 p.m.

ELECTION OF A MEETING CHAIRPERSON

Peggy Moede moved to nominate Kevin Scott as the Chairperson of the Annual Meeting. Kim Khoury seconded and the motion was carried unanimously by a voice vote.

APPROVAL OF ANNUAL MEETING MINUTES

Peggy Moede moved to approve the minutes of the August 26, 2021 Annual Meeting as presented. Kim Khoury seconded and the motion was carried unanimously by a voice vote.

OLD BUSINESS

Board President Scott highlighted the achievements of the 2021-22 year including this past year being one of resiliency which shone through when it was reported that Swallow received the top marks in the state on its Department of Public Instruction report card for the 2020-21 school year and noted that while this was wonderful news, Swallow is not immune to issues that are also plaguing other school districts in Wisconsin such as inflation causing budgetary pressures and the competition for top-level teachers and other staff is significant.

Among the additional achievements of the District noted was the newly-adopted teacher pay model that rewards teachers that look to achieve and improve themselves professionally, as well as those who stay with the District long-term, which will help attract, and retain, outstanding teachers that will be part of Swallow's continued long-term success.

Mr. Scott additionally mentioned the Board's creation of two new committees to create efficiencies in Board work in the areas of Policy and Curriculum and lauded the national reputation of the District in attracting families who have the choice to relocate to many places who have chosen Swallow.

Thanks were given for the excellent work done by administration and staff in leading the search for new Assistant Principal Anton Shircel as well as several new teacher and support staff hires as well.

NEW BUSINESS

Kim Khoury motioned to keep the current salary at \$2,500 for school board members, Haley Sweeney seconded and the motion carried on a voice vote.

Haley Sweeney moved to approve a tax for the operation and maintenance of the school General Fund (Fund 10) in the amount of \$4,249,150, and Debt Retirement (Fund 39) in the amount of \$576,086, for a total of \$4,825,236 to be levied upon the

taxable property of the school district for the 2022-23 school year. Kim Khoury seconded and the motion was carried by a unanimous voice vote.

OTHER BUSINESS

There was no other business discussed.

ADJOURNMENT

Peggy Moede moved to adjourn the Annual Meeting. Wendy Szafranski seconded and the motion was carried unanimously on a voice vote. The meeting ended 6:58 p.m.

Respectfully submitted,

Melissa Thompson, Superintendent

2023-24 SWALLOW SCHOOL CALENDAR

September 5—First Day of School

October 26-27—No School

November 20-24—Thanksgiving Break, No School

December 25-January 1—Winter Break, No School

January 15—No School

January 19—No School

February 16-19—No School

March 22-April 1—Spring Break, No School

May 24-27 – No School

June 6—Early Release at Noon, Last Day of School